



Epidemiology

General population - 2017: 207,7 millions.
HIV Notifications: 0,42%.



2007-2017
194.217 reported cases

67,9%

32,1%



• 52,5 % of the cases are young people aged between 20 and 34 years.

Epidemic concentrated in some populations groups, such young gays and other MSM and transgender women.

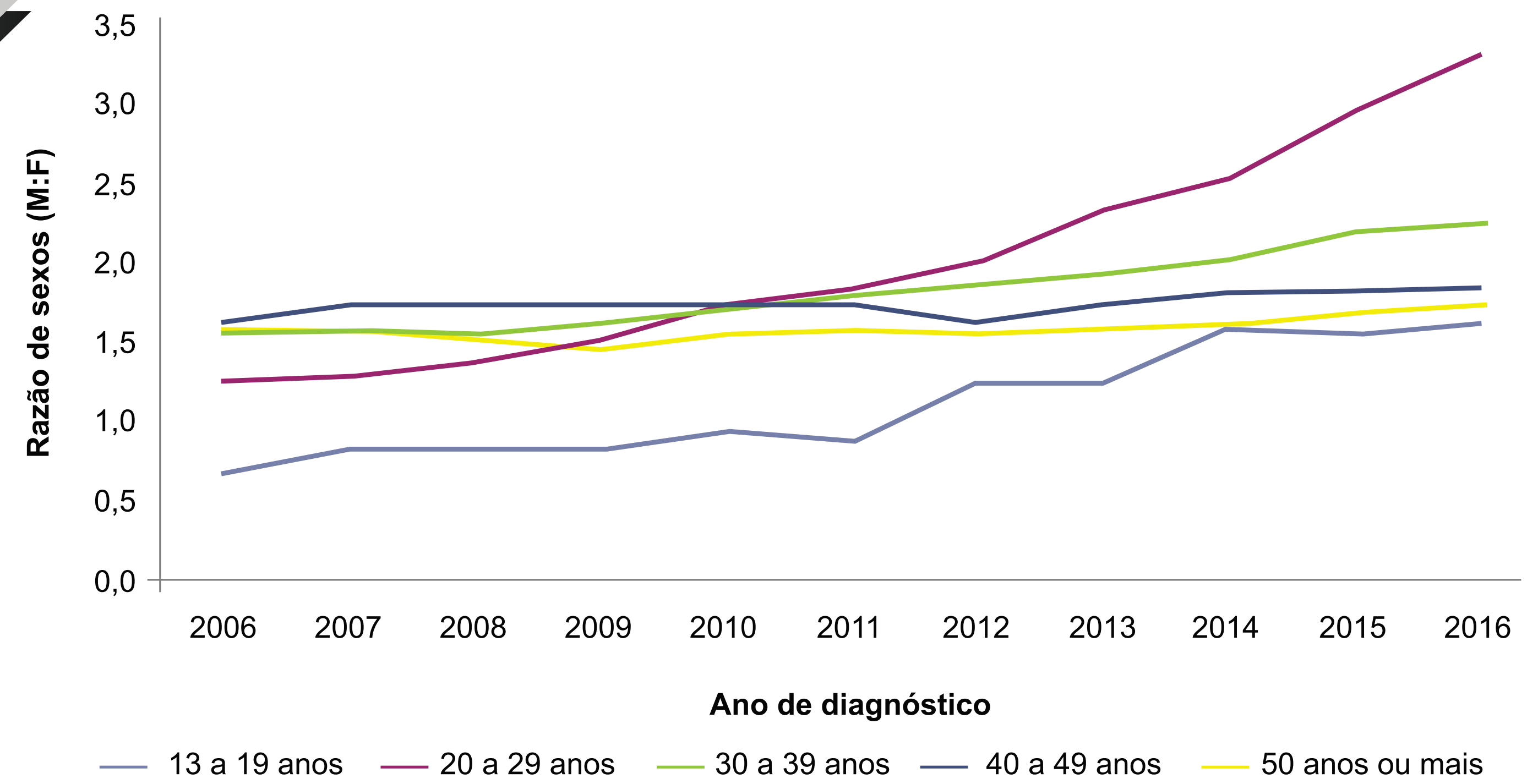


Figura 8 - Razão de sexos segundo faixa etária, por ano de diagnóstico. Brasil, 2006 a 2016.

CASOS NOTIFICADOS NO SINAN E SISCEL/SICLOM ATÉ 30/06/2017; NO SIM, DE 2000 A 2016
FONTE: SINAN (ATUALIZADO EM 30/06/2017)

Treatment expansion



- Universal right to health established in the Federal Constitution of 1988 (creation of SUS)
- Free universal access to ARVs guaranteed by law since 1996
- Treatment for all PLHIV since December/2013

Preferred regimen

TDF/3TC + DTG

Daily dose

(300mg/300mg)
+ 50mg 1x/day

PrEP Implementation

Phase 1 (Dez 2017):

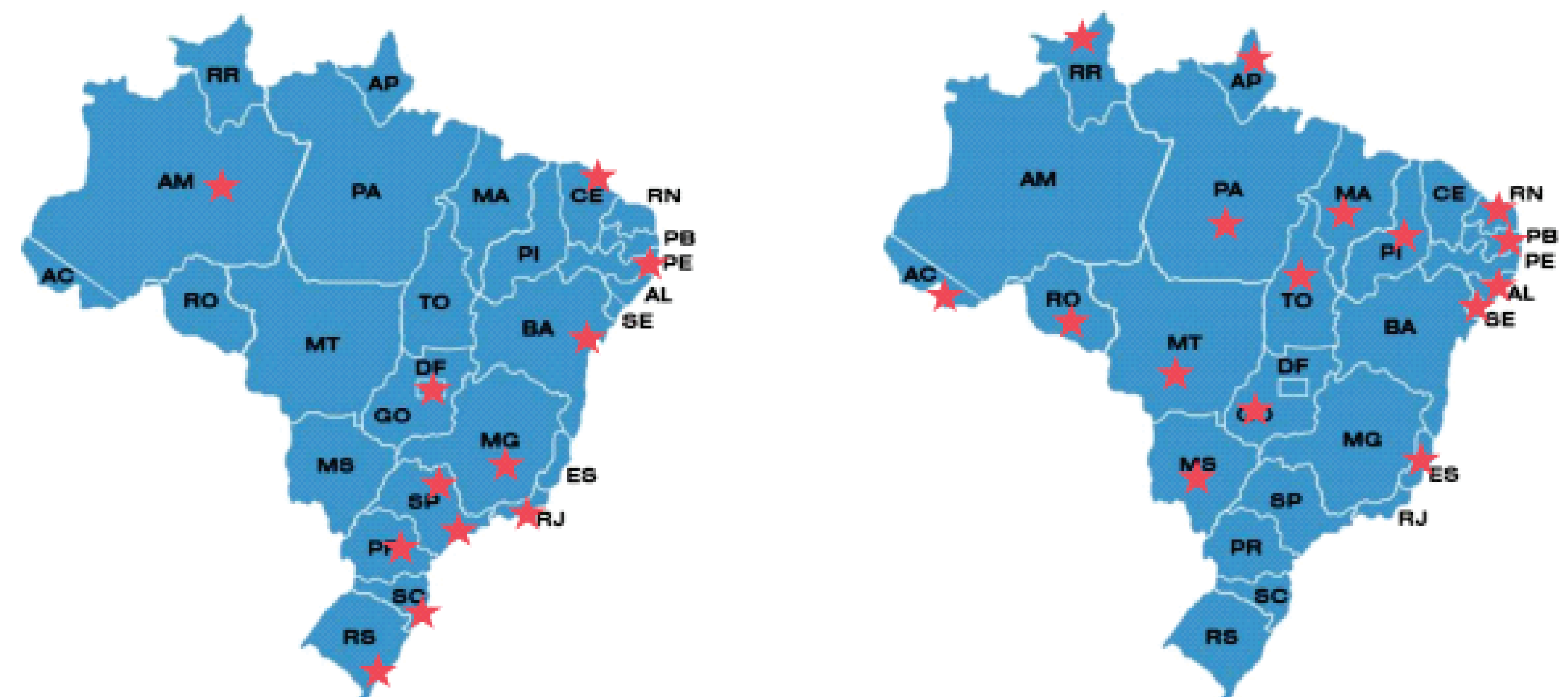
36 Services
22 Municipalities
11 UF

Phase 2 (June 2018):

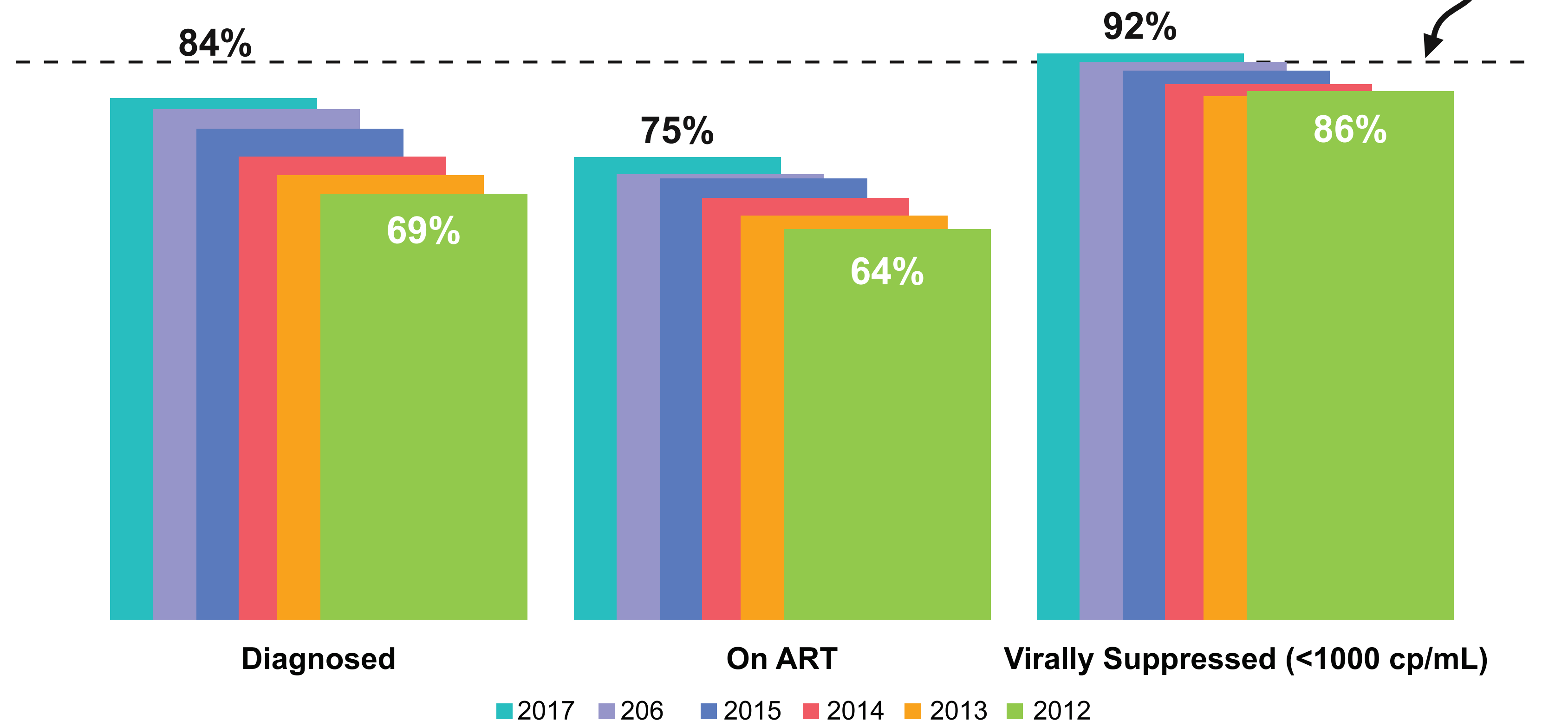
29 Services
24 Municipalities
16 UF

Total:

65 Services
46 Municipalities
27 UF



Where are we?



Notes: (a) Estimates have been revised according to a new methodology for identifying duplicates in sisel and Siciom. In addition, new parameters hypotheses were used in the mathematical model to estimate the number of people living with HIV. These two measures to improve the quality of information have slightly changed the figures presented for the previous years. And (b) Proportions calculated from the previous bar. Source: MS/SVS/DIAHV.